


I | LIGHT
haircolor



ELGON®



I | LIGHT

The professional line of ready to-use direct colors.

13 colors + 3 filters.
Shades are all intermixable.
Ready-to-use no oxidation ammonia-free pigments.
Extreme shine and manageability.
Vibrant colors for ever-new en-vogue looks.
Quick setting times.
100% correspondence between chosen color and end result.

Create vivid and glossy plays of color on previously bleached hair.
Provide the previously applied cosmetic color with both shine and an even tone.
Exalt or neutralize all types of tone, enlivening the color.
Blend first greys.
Vary the intensity with the filters and application on wet or dry hair.



Primary



Natural



Toner




Filter

Primary



REAL PRIMARY COLORS.

Use pure to tone, enhance and revive color.
Invent infinite possibilities when mixed together.



1 Wash the hair with the **Elgon shampoo** according to needs. Blot dry with a towel.

2 Shake the **I|Light bottle** before use.

3 Use shade as is or create your own **unique color** by mixing shades together.

4 Use the **Crystal Bowl** to mix, without losing sight of the end result.

tip

for more intense effects, rough dry before applying I|Light.

Natural



COCONUT



ESPRESSO



CARAMEL

Three natural shades.
Darken natural or cosmetic color.
Blend first greys.
Use to maintain color between services.



5 Using the **Soft Brush**, apply the color as desired dictates.

6 Leave for 5 to 15 minutes depending on the desired effect. Remember that the setting time is 20-30 minutes when working with I|Light Natural.

7 Rinse thoroughly, ensuring that you have washed out all color residues. For optimal results, do not shampoo after coloring.

8 Generate **unique looks** using your preferred **Elgon styling products**.

tip

If after I|Light has been rinsed off the scalp is stained: simply wash the hair with Colorcare Scalp Cleanser (or a gentle low pH shampoo such as Sinsea Micellar Shampoo).

Toner



AQUAMARINE



STELLAR SALMON



HOT PINK



VIOLET

READY-TO-USE FASHION COLOR:

Create vivid and glossy plays of colors on previously bleached hair, from level 7.
Neutralize undesired tones.
Tone natural or colored hair.



1 Wash the hair with the **Elgon shampoo** according to needs. Blot dry with a towel.

2 Shake the **I|Light bottle** before use.

3 Use shade as is or create your own **unique color** by mixing shades together.

4 Use the **Crystal Bowl** to mix, without losing sight of the end result.

tip

for more intense effects, rough dry before applying I|Light.

Toner



5 Using the **Soft Brush**, apply the color as desired dictates.

6 Leave for 5 to 15 minutes depending on the desired effect.

7 Rinse thoroughly, ensuring that you have washed out all color residues. For optimal results, do not shampoo after coloring.

8 Generate **unique looks** using your preferred **Elgon styling products**.

tip If after I|Light has been rinsed off the scalp is stained: simply wash the hair with Colorcare Scalp Cleanser (or a gentle low pH shampoo such as Sinsea Micellar Shampoo).

Filter



PASTEL



VINTAGE



DARK

THREE SPECIAL FILTERS TO BE USED UNDILUTED OR MIXED WITH ANY I|LIGHT SHADE.

Create pastel effects.

Create vintage-look colors.

Darken and provide depth to any shade.



1 Wash the hair with the **Elgon shampoo** according to needs. Blot dry with a towel.

2 Shake the **I|Light bottle** before use.

3 Mix one of the three Filters with the chosen shade. Use a mix from table pp.10-11 or **create your own unique color.**

4 Use the **Crystal Bowl** to mix, without losing sight of the end result.

tip

for more intense effects, rough dry before applying I|Light.



EXPLORE INFINITE POSSIBILITIES WITH I|LIGHT

Filter

Three shades to be mixed with
any I|Light for unique Insta-worthy
effects!

#PASTEL

Dilute any I|Light shade with Pastel to obtain the desired intensity.

When used undiluted, it provides a glossy effect without altering the pigment.

#VINTAGE

Mix any I|Light shade with Vintage for a worn-look effect.

When used undiluted, it bestows a skin-tone effect on blonde hair.

#DARK

Mix any I|Light shade with Dark for more intense and darker color results.

NB: use a small amount of Dark in the mix; otherwise, you risk cancelling out the chosen color altogether.



5

Using the **Soft Brush**, apply the color as desired dictates.

6

Leave for 5 to 15 minutes depending on the desired effect. Remember that the setting time is 20-30 minutes when mixing Filters with I|Light Natural.

7

Rinse thoroughly, ensuring that you have washed out all color residues. For optimal results, do not shampoo after coloring.

8

Generate **unique looks** using your preferred **Elgon styling products**.

tip

If after I|Light has been rinsed off the scalp is stained: simply wash the hair with Colorcare Scalp Cleanser (or a gentle low pH shampoo such as Sinsea Micellar Shampoo).

Primary Natural



PURE YELLOW

PURE RED

PURE BLUE

COCONUT

ESPRESSO

CARAMEL



PLAY WITH THE NEW *Filter*


PASTEL




5:1




20:1



VINTAGE




5:1



10:1



DARK



1:15



1:10



*||Light Dark contains blue pigments. As the color washes out, it will gradually become bluer in tone.

Toner



AQUAMARINE

**STELLAR
SALMON**










**HOT
PINK**

**VIOLET
NIGHT**

**WILD
ORCHID**

**ULTRA
SILVER**

**SHINE
SILVER**




DISCOVER THE I|LIGHT *services*

Grow your business with the I|Light services, meet the needs of your customers and make each and every color treatment truly unique.

Color Blending

To camouflage first greys without using an oxidation dye.



- 1** Choose the Elgon shampoo most suited to the customer's needs. Blot dry.
- 2** Shake the I|Light bottle before use and apply the color directly to the re-growth.
- 3** Massage to evenly distribute.
- 4** Leave for 20 to 30 minutes depending on the desired intensity.
- 5** Rinse thoroughly. Should the scalp be particularly stained, we recommend following up with a suitable shampoo.
- 6** Style as usual.

Color Shine

To enliven or intensify a faded color. Can also be used to create soft nuances without having to bleach the hair.



- 1** Choose the Elgon shampoo most suited to the customer's needs. Blot dry.
- 2** Shake the I|Light bottle before use. Using our Silicon Brush, apply the color as desired.
- 3** Leave for 5 to 15 minutes depending on the desired intensity.
- 4** Rinse thoroughly. For optimal results, do not shampoo.
- 5** Style as usual.

Color Toning

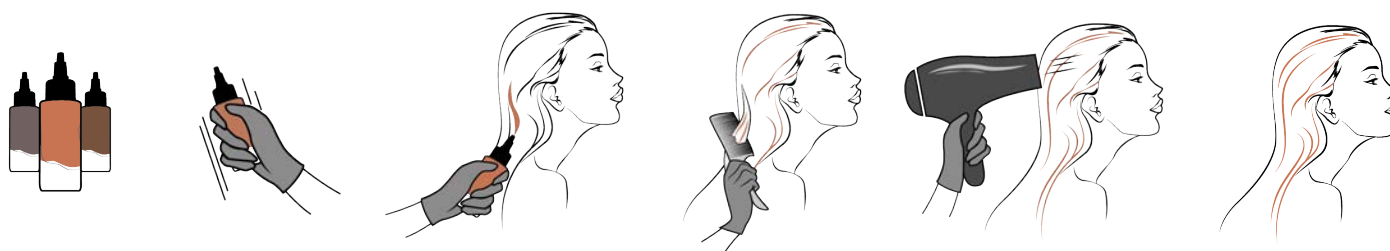
For plays of color and creative and unexpected nuances, thanks to the new filters.



- 1** Complete the Elgon Decolor ritual most suited to the customer's needs.
- 2** Shake the I|Light bottle before use. Use an undiluted shade or mix with the Filters. Using our Soft Brush, apply the color as desired.
- 3** Leave for 5 to 15 minutes depending on the desired intensity.
- 4** Rinse thoroughly. For optimal results, do not shampoo.
- 5** Style as usual.

Repigmentation

To repigment the inner part of the hair, strengthening the action of the oxidation dye.



- 1** Choose the shade most suited to the customer's needs.
- 2** Shake the bottle before use.
- 3** Directly from the bottle, apply to lengths or areas to be re-pigmented.
- 4** Comb through to evenly distribute.
- 5** Rough dry with a hair-dryer to crystallize the pigment on the hair.
- 6** Without setting time nor rinsing, apply the desired oxidation dye as usual.

Salon Tools



CRYSTAL BOWL: to mix the I|Light shades without ever losing sight of the end result.



SOFT BRUSH: to precisely apply the I|Light shades and best express your style.



Application table

		Tonal level							Setting time
		4	5	6	7	8	9	10	
Natural	COCONUT	••	•••	•••	•••	*	*	*	20-30'
	CARAMEL	••	•••	•••	•••	*	*	*	20-30'
	ESPRESSO	••	•••	•••	•••	*	*	*	20-30'
Primary	RED	•	••	••	•••	•••	•••	•••	5-15'
	BLUE	•	••	••	•••	•••	•••	•••	5-15'
	YELLOW		•	••	•••	•••	•••	•••	5-15'
Toner	ULTRA SILVER				•	••	•••	•••	5-15'
	SHINE SILVER						••	•••	5-15'
	VIOLET NIGHT	•	•	••	••	•••	•••	•••	5-15'
	WILD ORCHID			•	•	••	•••	•••	5-15'
	STELLAR SALMON			•	••	••	•••	•••	5-15'
	AQUAMARINE			•	•	••	•••	•••	5-15'
	HOT PINK			•	••	••	•••	•••	5-15'
Filter	PASTEL	Glossy effect without altering the pigment							
	VINTAGE	Skin-tone effect							
	DARK	Deep effect on dark shades							

*Not recommended

- * To maintain your color at home, we recommend using I|Care, the conditioning cream that helps to maintain the intensity of the tone over time.



- * Suggest the Elgon treatment most suited to your customer's needs.



INCREASE
YOUR RETAIL
Business


DISCOVER THE
Education COURSES
& SERVICES



13 colors
+
3 filters
=
zero
limits



00



5923010092

ELGON®

@elgonofficial  
elgon@elgoncosmetic.it
www.elgoncosmetic.com